





# CAM CLEATS

MAKER / MODEL	PRICE	LINE SIZE	WEIGHT	CONSTRUCTION	SWL	BL
<b>RONSTAN RF5010 MED. C CLEAT</b>	\$22	1/8 to 1/2 inch	1.76 ounces	Carbon-fiber composite cams, plastic base	276 pounds	551 pounds
<b>HARKEN 150 CAM-MATIC</b>	\$30	1/8 to 1/2 inch	2.5 ounces	Cast aluminum cams and base, anodized	300 pounds	750 pounds
<b>HARKEN 365 CARBO-CAM</b> 	\$23	1/8 to 3/8 inch	1.44 ounces	Carbon-fiber reinforced comp. cams, plastic base	200 pounds	500 pounds
<b>SELDÉN 433-301-01</b> 	\$32	3/16 to 1/2 inch	2.47 ounces	Cast aluminum cams and base, powder-coated*	400 pounds	NA
<b>SELDÉN 433-201-01</b>	\$22	3/16 to 1/2 inch	1.12 ounces	Carbon-fiber reinforced comp cams and base	265 pounds	NA
<b>GARHAUER</b> 	\$18	1/4 to 7/16 inch	5.3 ounces	Extruded aluminum cams, stainless base	600 pounds	NA
<b>SPINLOCK PXR 0810/T</b> 	\$53	5/16 to 3/8 inch	3.6 ounces	Carbon-fiber reinforced comp. body, alum. cams	440 pounds	880 pounds
<b>SCHAEFER 70-27 FAST ENTRY CAM</b>	\$30	1/4 to 5/8 inch	4.8 ounces	Cast aluminum cams and base, hard-coat anodized	500 pounds	NA

 Recommended     Budget Buy

\* Seldén 301 test sample was powder-coated; production version is hard-coat anodized aluminum.