


A CLOSER LOOK



*Yamaha
throttle and gear shift*

User-friendly Features


- ▶ Testers preferred the Yamaha's longer tiller and its gear shift's location.
- ▶ The engine oil fill and dipsticks on the Yamaha and Suzuki are easy to find, but the Suzuki's is a bit more accessible. Testers found both the Yamaha dipstick's looped handle and the Suzuki dipstick's molded rubber handle easy to grasp and pull.
- ▶ Both engines had notable features. The Suzuki has a coiled wire clip that keeps the fuel hose from getting in the way. The Yamaha offers a unique freshwater-flush setup that makes this task a cinch. The Suzuki's flush system was less desirable and left too much room for operator error.



Yamaha dipstick



Suzuki dipstick




Suzuki fuel line clip



Yamaha freshwater flush port



Suzuki freshwater flush port



Suzuki tension adjuster